


OTTAWA & AREA MARKET SNAPSHOT

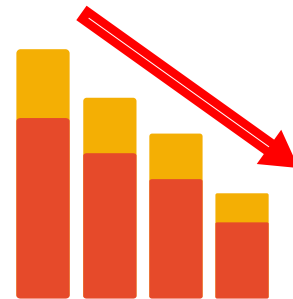


7059 HOUSES SOLD IN
2022 YTD

6288 HOUSES SOLD IN
2023 YTD

AVERAGE SOLD IN 2022:
\$807,017

AVERAGE SOLD IN 2023:
\$744,241



DECREASE OF 8%



2022 DAY ON MARKET: **22**

2023 DAY ON MARKET: **39**

*Based on information provided by the Ottawa Real Estate Board, January, 2024 YTD Sales


Lynn Vardy

SALES REPRESENTATIVE
RE/MAX AFFILIATES REALTY LTD. BROKERAGE

613-686-2064

lynn@lynnvardy.com

LANARK COUNTY & AREA MARKET SNAPSHOT

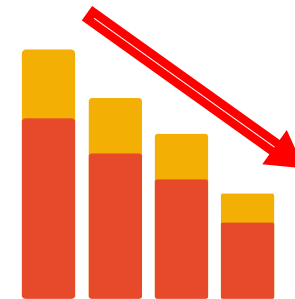


1212 HOUSES SOLD IN
2022 YTD

1128 HOUSES SOLD IN
2023 YTD

AVERAGE SOLD IN 2022:
\$640,796

AVERAGE SOLD IN 2023:
\$602,593



DECREASE OF 6%



2022 DAY ON MARKET: **32**

2023 DAY ON MARKET: **59**

*Based on information provided by the Ottawa Real Estate Board, January, 2024 YTD Sales

Lynn Vardy

SALES REPRESENTATIVE
RE/MAX AFFILIATES REALTY LTD. BROKERAGE

613-686-2064

lynn@lynnvardy.com